













Beginners Guide to Google Classroom For Students







Created by Beth Becher

Navigate to Google classroom

Go to - **1** <https://www.mw.k12.ny.us/>

Quick Links

-  [CORONAVIRUS UPDATES](#)
-  [PARENT/STUDENT PORTAL](#) 
-  [MENUS](#)
-  [NURSE'S OFFICE](#)
-  [STUDENT RESOURCES](#)
-  [FACEBOOK](#) 
-  [INSTAGRAM](#) 
-  [YOUTUBE](#) 
-  [ONLINE PAYMENTS](#)

 Student Portal Login 	 Google Login 	 Google Classroom Login 
--	---	---

Log on to Google classroom

Username

Password



Google
Classroom

Last Name + first initial + last 3 of id# @stu.mw.k12.ny.us
(no spaces, no capitals)

Example: smitha321@stu.mw.k12.ny.us

Student id#-year of
graduation

Example: 99321-2030

K= 2032

1st= 2031

2nd = 2030

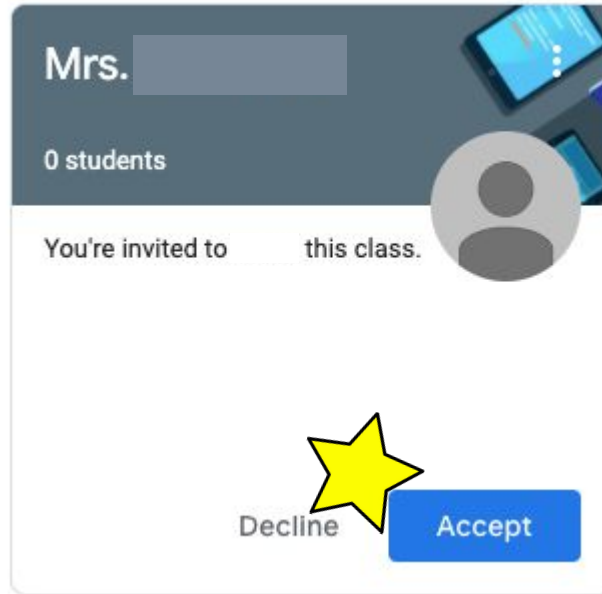
3rd = 2029

4th = 2028

5th =2027

Joining a Class

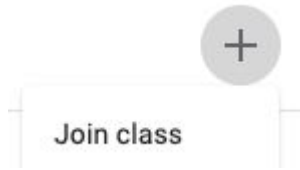
Classroom Invite -Click Accept to Join the Class



Joining a Class with a Classroom Code

☰ Google Classroom

+ ☰



1

Click + then Join Class

Join class

Ask your teacher for the class code, then enter it here.

Class code


Cancel Join

2


Type Class code from your teacher then click Join.


Stream - Here you will see teacher announcements


Stream Classwork People




Upcoming
Woohoo, no work due soon!
[View all](#)

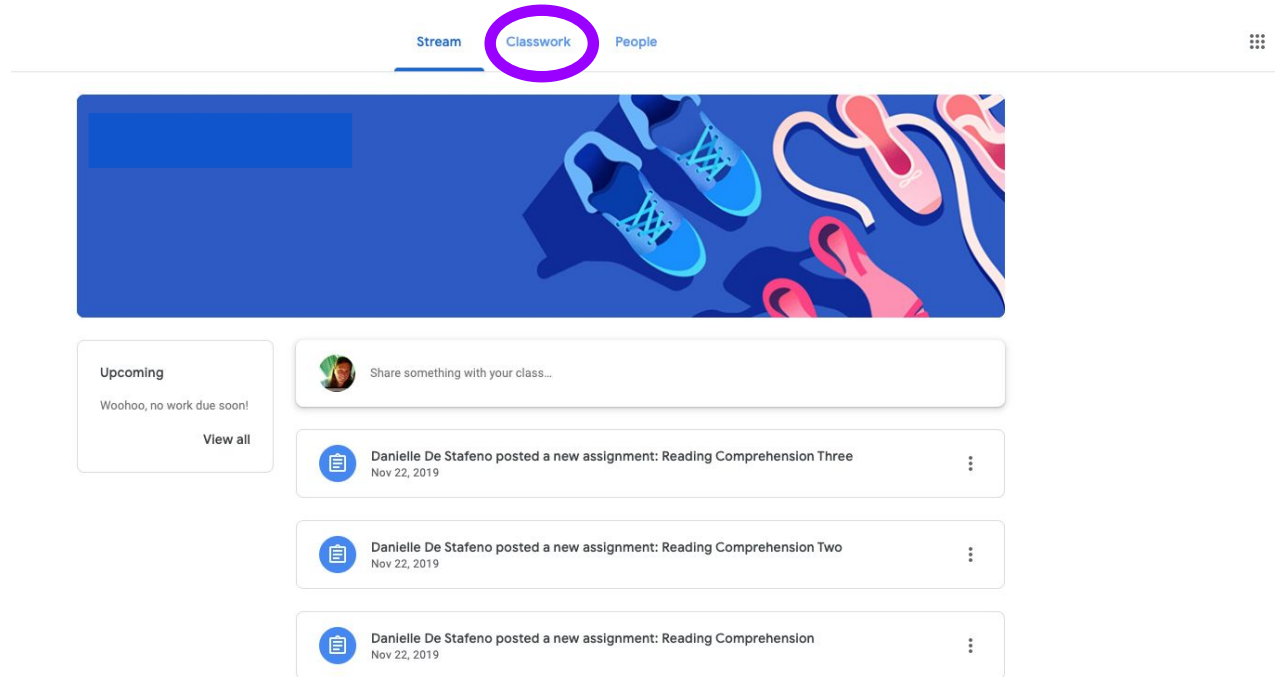
 Share something with your class...

 Danielle De Stafeno posted a new assignment: Reading Comprehension Three
Nov 22, 2019

 Danielle De Stafeno posted a new assignment: Reading Comprehension Two
Nov 22, 2019

 Danielle De Stafeno posted a new assignment: Reading Comprehension
Nov 22, 2019

Click Classwork to see assignments



The screenshot shows a social media interface with three tabs: 'Stream', 'Classwork', and 'People'. The 'Classwork' tab is highlighted with a purple circle. Below the tabs is a blue banner with a graphic of sneakers and shoes. On the left, there is a white box with the text 'Upcoming' and 'Woohoo, no work due soon!' and a 'View all' link. The main content area shows a post from Danielle De Stafeno with three assignment posts: 'Reading Comprehension Three', 'Reading Comprehension Two', and 'Reading Comprehension', all dated Nov 22, 2019.

Stream **Classwork** People

Upcoming
Woohoo, no work due soon!
View all

Share something with your class...

Danielle De Stafeno posted a new assignment: Reading Comprehension Three
Nov 22, 2019

Danielle De Stafeno posted a new assignment: Reading Comprehension Two
Nov 22, 2019

Danielle De Stafeno posted a new assignment: Reading Comprehension
Nov 22, 2019

Classwork screen- Click view assignment to see all materials and to turn in the assignment

The screenshot shows the Google Classroom interface. At the top, there are three tabs: 'Stream', 'Classwork', and 'People'. The 'Classwork' tab is selected and underlined. Below the tabs, there are three icons: a folder icon labeled 'View your work', a calendar icon labeled 'Google Calendar', and a folder icon labeled 'Class Drive folder'. On the left side, there is a sidebar with 'All topics' and 'Reading Comprehension...'. The main content area is titled 'Reading Comprehension' with a vertical ellipsis menu icon to its right. Below the title, there are three assignment cards. The first card is 'Reading Comprehension Three' with 'No due date'. The second card is 'Reading Comprehension Two' with 'No due date'. The third card is 'Reading Comprehension' with 'No due date'. This card is expanded to show details: 'Posted Nov 22, 2019' and 'Assigned' in green. The instructions are: 'Answer the questions based on the reading. Write all answers in complete sentences. Remember to use home row while keyboarding.' Below the instructions is a Google Slides attachment titled 'Beth Becher - 4th Grade ...'. At the bottom of the expanded card, there is a blue link labeled 'View assignment'. A large purple arrow points from the left towards this link.

Stream **Classwork** People

View your work Google Calendar Class Drive folder

All topics

Reading Comprehension...

Reading Comprehension

- Reading Comprehension Three No due date
- Reading Comprehension Two No due date
- Reading Comprehension** No due date
 - Posted Nov 22, 2019 Assigned
 - Answer the questions based on the reading. Write all answers in complete sentences. Remember to use home row while keyboarding.
 - Beth Becher - 4th Grade ... Google Slides
 - [View assignment](#)

Student View - Assignment

Click your name to open the assignment from your teacher.



Reading Comprehension

Answer the questions based on the reading.
Write all answers in complete sentences.
Remember to use home row while keyboarding.

Class comments



Add class comment...

Click Turn in to hand in your assignment. You no longer be able to work on it until your teacher hands it back or you unsubmit it.



Your work

Assigned



Beth Becher - 4th ...
Google Slides



+ Add or create

Turn in

Private comments



Add private comment...



Post a question only your teacher will see.

Student View - Add or Create

Reading Comprehension Three

 Danielle De Stafeno Nov 22, 2019

Answer the questions based on the reading.
Write all answers in complete sentences.
Remember to use home row while keyboarding.

Class comments



Add class comment...

•You can add or create additional materials to hand into your teacher.

Your work

Assigned



Beth Becher - 4th ...
Google Slides



+ Add or create



Google Drive



Link



File

Create new



Docs



Slides



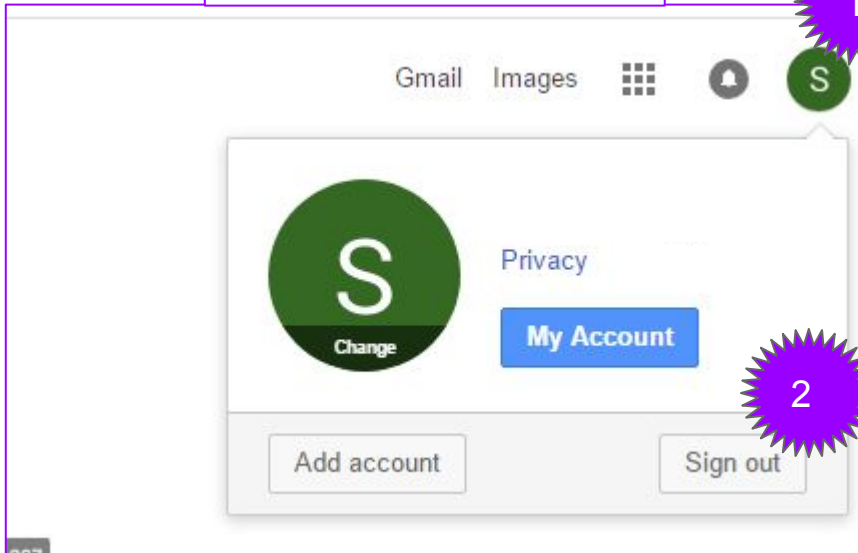
Sheets



Drawings

Don't forget to sign out of your account when you are done working.

On Desktop or Laptop



On Chromebook

